



de  
medi  
tec

EN ISO 9001  
certified company

# Product Catalogue 2017

*Your partner in...*

veterinary  
saliva  
endocrinology  
infectious disease  
food intolerance

*...diagnostics*





# tec

Demeditec Diagnostics GmbH is a privately owned company located in northern Germany. Since the foundation in 1987 Demeditec has rapidly grown to become a successful and reliable manufacturer and supplier of in vitro diagnostic test kits. We are, therefore, proud to present an extensive product panel of non-radioactive (ELISA) and radioactive (RIA) test systems.

Our top-selling products feature Human and Veterinary Diagnostics, Endocrinology – especially Salivary Diagnostics-, Infectious Diseases, Autoimmunity, Biogenic Amines and Tumor Markers.

Our customers are located worldwide and include private laboratories, hospitals, universities as well as other research institutions and pharmaceutical companies.

To ensure the quality of our products, services and support, Demeditec has been certified according to EN ISO 9001 and EN ISO 13485 since 2003 and according to the GMP standard since 2011. These certifications, along with qualified and creative personnel, enable the development of innovative test kits in our R&D department.

We welcome you to be a part of our network and hope to convince you of the quality of our products and support.



Dr. Arndt Stüber  
General Manager



## Contents

Introduction	3
Veterinary Diagnostics	4
Salivary Diagnostics	5
Autoimmunity	6
Immunology	8
Biogenic Amines	9
Infectious Disease	10
Food Analytics / Safety	12
Allergy & Food Intolerance	13
Reproduction / Down-Syndrome	14
Bone Metabolism	15
Thyroid	16
Nephrology	16
Tumor Marker	17
Diabetes	18
Growth Factor	18
Others	19
Index	20
List of abbreviations	21
Who we are!	22

## Introduction

Dear partner,

by specializing and expanding our product range, we are able to supply new kinds of customer groups and establish our enzyme-immunoassays in numerous laboratories, hospitals, universities as well as other research institutions and pharmaceutical companies.

With this product catalogue we'd like to introduce our top-selling assays to you!



## Veterinary Diagnostics



Please ask for our brochure  
"Veterinary Diagnostics".

This product group contains a wide range of immunoassays for the determination of various parameters for veterinary diagnostics and research. Our portfolio includes immunoassays for analytes of different animals like rat, mouse, dog, cat, cattle, horse and some others. Here we offer many species-specific test kits of which some are unique worldwide. These are often used by CROs and in pharmaceutical studies.

Moreover for determination of steroids in animals also our human test-kits can be used since the structure of steroid hormones is the same in all species. It would be recommended performing an extraction step of the samples prior to the assay in order to avoid any influences caused by the different matrix. To avoid this additional step alternatively steroid measurement of the free steroid fraction is possible by using salivary samples. Usually it is not difficult to get saliva samples from various animals which can be used directly in our saliva assays which can be found on the next page.

Method	Cat.-No.	Tests	Incubation time	Standard range	Sensitivity	Final sample volume	Sample type	Substrate
<b>Testosterone rat/mouse</b>								
ELISA	DEV9911	96	1 h 30 min	0.1 - 25 ng/ml	0.066 ng/ml	10 µl	serum, plasma	TMB 450 nm
<b>Corticosterone rat/mouse</b>								
ELISA	DEV9922	96	2 h 30 min	15 - 2,250 ng/ml	6.1 ng/ml	10 µl	serum, plasma	TMB 450 nm
<b>Estrone-3-Sulfate equine</b>								
ELISA	DEV9933	96	2 h	5 - 1,000 ng/ml	0.14 ng/ml	20 µl	serum	TMB 450 nm
<b>Prolactin canine</b>								
ELISA	DEV9944	96	3 h 30 min	2.5 - 80 ng/ml	0.4 ng/ml	25 µl	serum	TMB 450 nm
<b>TSH canine</b>								
ELISA	DEV9955	96	2 h 30 min	0.2 - 5.2 ng/ml	0.01 ng/ml	100 µl	serum, plasma	TMB 450 nm
<b>Prolactin rat</b>								
ELISA	DEV9966	96	3 h 30 min	5 - 80 ng/ml	0.6 ng/ml	25 µl	serum	TMB 450 nm
<b>TSH rat</b>								
ELISA	DEV9977	96	18-20 h	2.5 - 80 ng/ml	0.1 ng/ml	25 µl	serum	TMB 450 nm
<b>Progesterone rat/mouse</b>								
ELISA	DEV9988	96	1 h 30 min	0.4 - 100 ng/ml	0.04 ng/ml	25 µl	serum, plasma	TMB 450 nm
<b>Estradiol rat</b>								
ELISA	DEV9999	96	3 h 30 min	5 - 1,280 pg/ml	2.5 pg/ml	75 µl	serum	TMB 450 nm
<b>Insulin rat</b>								
ELISA	DEV8811	96	2 h 30 min	0.156 - 10 ng/ml	0.1 ng/ml	20 µl	serum, plasma	TMB 450 nm

## Salivary Diagnostics


The exact measurement of hormone concentrations is important for the correct estimation of the hormone balance and endocrine function. This measurement traditionally is performed in blood/serum/plasma samples. Several hormones also can be analyzed in saliva. This technique offers several advantages: the sampling is non-invasive and can be done any-time, anywhere. Saliva testing for steroid hormones by far is the most reliable and convenient method for measuring the hormone activity in endocrine disorders and in checking the hormonal balance. Typical fields of applications are: Psychology, Endocrinology, Anti-Aging, Sports Medicine, Veterinary Diagnostics and more.



For more details please ask for our special brochure "Salivary Diagnostics".

Method	Cat.-No.	Tests	Incubation time	Standard range	Sensitivity	Internal controls	Fine sample volume	Sample type	Substrate
<b>Cortisol free in saliva</b>									
ELISA	DES6611	96	1 h 30 min	0.1 - 30 ng/ml	0.024 ng/ml	2	50 µl	saliva	TMB 450 nm
<b>Testosterone free in saliva</b>									
ELISA	DES6622	96	1 h 30 min	10 - 1,000 pg/ml	2.2 pg/ml	2	100 µl	saliva	TMB 450 nm
<b>Progesterone free in saliva</b>									
ELISA	DES6633	96	1 h 30 min	10 - 5,000 pg/ml	5 pg/ml	2	100 µl	saliva	TMB 450 nm
<b>Estriol free in saliva</b>									
ELISA	DES6644	96	1 h 30 min	2.5 - 4,000 pg/ml	1.4 pg/ml	2	50 µl	saliva	TMB 450 nm
<b>DHEA free in saliva</b>									
ELISA	DES6666	96	1 h 30 min	10 -2,560 pg/ml	3.7 pg/ml	2	100 µl	saliva	TMB 450 nm
<b>17-OH-Progesterone free in saliva</b>									
ELISA	DESLV3140	96	1 h 15 min	10 - 1,000 pg/ml	2.5 pg/ml	2	25 µl	saliva	TMB 450 nm
<b>Alpha-Amylase saliva</b>									
ELISA	DEEQ6231	96	1 h 15 min	10 - 500 U/ml	3.6 U/ml	2	20 µl	saliva	TMB 450 nm
<b>Androstenedione free in saliva</b>									
ELISA	DESLV4780	96	1 h 15 min	20 - 1,000 pg/ml	5 pg/ml	2	50 µl	saliva	TMB 450 nm
<b>Estradiol free in saliva</b>									
ELISA	DESLV4188	96	3 h	1 - 100 pg/ml	0.6 pg/ml	2	100 µl	saliva	TMB 450 nm
<b>Estrone free in saliva</b>									
ELISA	DESLV5228	96	1 h 15 min	10 - 300 pg/ml	4.7 pg/ml	2	100 µl	saliva	TMB 450 nm
<b>Secretory IgA</b>									
ELISA	DEXK276	96	2 h 15 min	2 - 400 µg/ml	1.2 µg/ml	1	10 µl	saliva, other body fluids	TMB 450 nm

## Autoimmunity



One of the cardinal properties of the immune system is its ability to recognize and respond to for-

eign antigens but not to self-antigens. Loss of this self-tolerance, results in immune reactions against one's, or autologous, antigens. Such reactions are called autoimmunity, and the diseases they cause are called autoimmune diseases. These ELISAs are suitable for the diagnosis and therapy monitoring of rheumatic diseases, thrombosis, vasculitis, diabetes and autoimmune diseases of the gastrointestinal tract.

Method	Antibody class	Cat.-No.	Tests	Incubation time	Standard range	Sensitivity	Internal controls	Final sample volume	Sample type	Isotope / Substrate
<b>ACPA</b>										
ELISA		DE7170	96	1 h 5 min	20 - 1,000 U/ml	1 U/ml	2	100 µl	serum, plasma	TMB 450 nm
<b>Alpha-Fodrin Ab</b>										
ELISA	IgG/IgA	DE7090	96	1 h 5 min	6.3 - 100 U/ml	1 U/ml	3	100 µl	serum, plasma	TMB 450 nm
<b>AMA-M2</b>										
ELISA		DE7000	96	1 h 5 min	12.5 - 200 IU/ml	1 IU/ml	2	100 µl	serum, plasma	TMB 450 nm
<b>ANA Hep Screen</b>										
ELISA		DE7020	96	1 h 5 min	Cut-off	diagn. 98.9 %	-	100 µl	serum, plasma	TMB 450 nm
<b>ANA Profile</b>										
ELISA		DE7010	96	1 h 5 min	Cut-off	diagn. 95.5 %	1	100 µl	serum, plasma	TMB 450 nm
<b>ANA Screen</b>										
ELISA		DE7030	96	1 h 5 min	Cut-off	diagn. 96.4 %	1	100 µl	serum, plasma	TMB 450 nm
<b>ANCA Profile</b>										
ELISA		DE7040	96	1 h 5 min	Cut-off	diagn. 90.2 %	-	100 µl	serum, plasma	TMB 450 nm
<b>ANCA Screen</b>										
ELISA		DE7050	96	1 h 5 min	Cut-off	diagn. 95.1 %	-	100 µl	serum, plasma	TMB 450 nm
<b>ANCA-C (PR3)</b>										
ELISA		DE7060	96	1 h 5 min	5 - 100 U/ml	0.5 U/ml	2	100 µl	serum, plasma	TMB 450 nm
<b>ANCA-C (PR3) hs</b>										
ELISA		DE7070	96	1 h 5 min	10 - 200 U/ml	0.5 U/ml	2	100 µl	serum, plasma	TMB 450 nm
<b>ANCA-P (MPO)</b>										
ELISA		DE7080	96	1 h 5 min	5 - 100 U/ml	0.5 U/ml	2	100 µl	serum, plasma	TMB 450 nm
<b>Annexin V Ab</b>										
ELISA	IgG/IgM	DE7100	96	1 h 5 min	6.3 - 100 U/ml	1 U/ml	3	100 µl	serum, plasma	TMB 450 nm
<b>Anti-LKM-1</b>										
ELISA		DE7703	96	1 h	3 - 300 U/ml	1 U/ml	-	100 µl	serum	TMB 450 nm
<b>Anti-Ovarian Ab</b>										
ELISA		DE2937	96	2 h 30 min	6 - 100 U/ml	-	1	50 µl	serum	TMB 450 nm
<b>Anti-Spermatozoa Antibody (ASA) seminal</b>										
ELISA		DE1021	96	2 h 30 min	31 - 250 U/ml	25 U/ml	1	50 µl	seminal plasma	TMB 450 nm
<b>Anti-Spermatozoa Antibody (ASA) serum</b>										
ELISA		DE1020	96	2 h 30 min	31 - 250 U/ml	25 U/ml	1	50 µl	serum	TMB 450 nm
<b>ASCA</b>										
ELISA	IgG/IgA	DE7240	96	1 h 5 min	6.3 - 100 U/ml	0.5 U/ml	2	100 µl	serum, plasma	TMB 450 nm
<b>BPI Ab</b>										
ELISA		DE7110	96	1 h 5 min	6.3 - 100 U/ml	0.5 U/ml	2	100 µl	serum, plasma	TMB 450 nm
<b>C1q Ab</b>										
ELISA		DE7280	96	1 h 5 min	6.3 - 100 U/ml	0.5 U/ml	2	100 µl	serum, plasma	TMB 450 nm
<b>Cardiolipin Ab</b>										
ELISA	IgA	DE7290	96	1 h 5 min	7.5 - 120 U/ml	1 U/ml	2	100 µl	serum, plasma	TMB 450 nm
ELISA	IgG/IgM	DE7300	96	1 h 5 min	IgG: 7.5 - 120 U/ml; IgM: 5 - 80 U/ml	IgG: 1 U/ml; IgM: 0.5 U/ml	2	100 µl	serum, plasma	TMB 450 nm
ELISA	IgA/IgG/IgM	DE7310	96	1 h 5 min	3.3 - 90 U/ml	1 U/ml	-	100 µl	serum, plasma	TMB 450 nm
<b>Cathepsin G Ab</b>										
ELISA		DE7120	96	1 h 5 min	6.3 - 100 U/ml	0.5 U/ml	2	100 µl	serum, plasma	TMB 450 nm
<b>CCP Ab</b>										
ELISA		DE7760	96	1 h 5 min	20 - 1,000 U/ml	1 U/ml	2	100 µl	serum, plasma	TMB 450 nm
<b>DGP Ab</b>										
ELISA	IgA	DE7770	96	1 h 5 min	6.3 - 100 U/ml	1 U/ml	2	100 µl	serum, plasma	TMB 450 nm
ELISA	IgG	DE7780	96	1 h 5 min	6.3 - 100 U/ml	1 U/ml	2	100 µl	serum, plasma	TMB 450 nm
<b>ds-DNA Ab</b>										
ELISA	IgA	DE7340	96	1 h 5 min	12.5 - 200 U/ml	1 U/ml	2	100 µl	serum, plasma	TMB 450 nm
ELISA	IgG	DE7360	96	1 h 5 min	12.5 - 200 IU/ml	1 IU/ml	2	100 µl	serum, plasma	TMB 450 nm
ELISA	IgM	DE7350	96	1 h 5 min	12.5 - 200 U/ml	1 U/ml	2	100 µl	serum, plasma	TMB 450 nm
ELISA	IgA/IgG/IgM	DE7370	96	1 h 5 min	12.5 - 200 U/ml	1 U/ml	2	100 µl	serum, plasma	TMB 450 nm
<b>Elastase Ab</b>										
ELISA		DE7380	96	1 h 5 min	6.3 - 100 U/ml	0.5 U/ml	2	100 µl	serum, plasma	TMB 450 nm
<b>ENA Combi</b>										
ELISA		DE7390	96	1 h 5 min	12.5 - 100 U/ml	1 U/ml	-	100 µl	serum, plasma	TMB 450 nm

# Autoimmunity

Method	Antibody class	Cat.-No.	Tests	Incubation time	Standard range	Sensitivity	Internal controls	Final sample volume	Sample type	Isotope / Substrate
<b>ENA Screen</b>										
ELISA		DE7420	96	1 h 5 min	Cut-off	diagn. 92.7 %	-	100 µl	serum, plasma	TMB 450 nm
<b>ENA-4 Profile</b>										
ELISA		DE7400	96	1 h 5 min	Cut-off	diagn. 84.9 %	2	100 µl	serum, plasma	TMB 450 nm
<b>ENA-6 Profile</b>										
ELISA		DE7410	96	1 h 5 min	Cut-off	diagn. 86.4 %	2	100 µl	serum, plasma	TMB 450 nm
<b>GBM Ab</b>										
ELISA		DE7130	96	1 h 5 min	20 - 200 U/ml	1 U/ml	2	100 µl	serum, plasma	TMB 450 nm
<b>Glialin</b>										
ELISA	IgA	DEGLI02	96	1 h 50 min	1 - 150 U/ml	1.05 U/ml	-	100 µl	serum, plasma	TMB 450 nm
ELISA	IgG	DEGLI01	96	1 h 50 min	1 - 150 U/ml	1.11 U/ml	-	100 µl	serum, plasma	TMB 450 nm
ELISA	IgM	DEGLI03	96	1 h 50 min	1 - 300 U/ml	0.94 U/ml	-	100 µl	serum, plasma	TMB 450 nm
<b>Histone Ab</b>										
ELISA		DE7670	96	1 h 5 min	12.5 - 200 U/ml	1 U/ml	2	100 µl	serum, plasma	TMB 450 nm
<b>Insulin Ab</b>										
ELISA		DE7430	96	1 h 5 min	6.3 - 100 U/ml	0.5 U/ml	2	100 µl	serum, plasma	TMB 450 nm
<b>Intrinsic Factor Ab</b>										
ELISA		DE7140	96	1 h 5 min	6.3 - 100 U/ml	0.5 U/ml	2	100 µl	serum, plasma	TMB 450 nm
ELISA		DE7440	96	1 h 5 min	12.5 - 200 U/ml	1 U/ml	2	100 µl	serum, plasma	TMB 450 nm
<b>Lactoferrin Ab</b>										
ELISA		DE7160	96	1 h 5 min	6.3 - 100 U/ml	0.5 U/ml	2	100 µl	serum, plasma	TMB 450 nm
<b>Lysozyme Ab</b>										
ELISA		DE7150	96	1 h 5 min	6.3 - 100 U/ml	0.5 U/ml	2	100 µl	serum, plasma	TMB 450 nm
<b>Nucleosome Ab</b>										
ELISA		DE7180	96	1 h 5 min	12.5 - 200 U/ml	0.5 U/ml	2	100 µl	serum, plasma	TMB 450 nm
<b>Parietal Cell Ab</b>										
ELISA		DE7450	96	1 h 5 min	6.3 - 100 U/ml	0.5 U/ml	2	100 µl	serum, plasma	TMB 450 nm
<b>Phosphatidic Acid Ab</b>										
ELISA	IgG/IgM	DE7190	96	1 h 5 min	6.3 - 100 U/ml	0.5 U/ml	2	100 µl	serum, plasma	TMB 450 nm
<b>Phosphatidyl Inositol Ab</b>										
ELISA	IgG/IgM	DE7200	96	1 h 5 min	6.3 - 100 U/ml	0.5 U/ml	2	100 µl	serum, plasma	TMB 450 nm
<b>Phosphatidyl Serine Ab</b>										
ELISA		DE7460	96	1 h 5 min	6.3 - 100 U/ml	0.5 U/ml	2	100 µl	serum, plasma	TMB 450 nm
<b>Phospholipid Screen</b>										
ELISA	IgG/IgM	DE7470	96	1 h 5 min	6.3 - 100 U/ml	0.5 U/ml	2	100 µl	serum, plasma	TMB 450 nm
<b>Prothrombin Ab</b>										
ELISA	IgA	DE7220	96	1 h 5 min	6.3 - 100 U/ml	1 U/ml	2	100 µl	serum, plasma	TMB 450 nm
ELISA	IgG/IgM	DE7210	96	1 h 5 min	6.3 - 100 U/ml	1 U/ml	2	100 µl	serum, plasma	TMB 450 nm
ELISA	IgA/IgG/IgM	DE7230	96	1 h 5 min	6.3 - 100 U/ml	1 U/ml	2	100 µl	serum, plasma	TMB 450 nm
<b>Rheumatoid Factor</b>										
ELISA	IgA	DE7630	96	1 h 5 min	15 - 500 U/ml	1 U/ml	2	100 µl	serum, plasma	TMB 450 nm
ELISA	IgG	DE7640	96	1 h 5 min	15 - 500 U/ml	1 U/ml	2	100 µl	serum, plasma	TMB 450 nm
ELISA	IgM	DE7650	96	1 h 5 min	15 - 500 U/ml	1 U/ml	2	100 µl	serum, plasma	TMB 450 nm
ELISA	IgA/IgG/IgM	DE7660	96	1 h 5 min	15 - 500 U/ml	1 U/ml	2	100 µl	serum, plasma	TMB 450 nm
<b>Rib-P Ab</b>										
ELISA		DE7480	96	1 h 5 min	12.5 - 200 U/ml	1 U/ml	2	100 µl	serum, plasma	TMB 450 nm
<b>RNP 70 Ab</b>										
ELISA		DE7490	96	1 h 5 min	12.5 - 200 U/ml	1 U/ml	2	100 µl	serum, plasma	TMB 450 nm
<b>RNP/Sm Ab</b>										
ELISA		DE7500	96	1 h 5 min	12.5 - 200 U/ml	1 U/ml	2	100 µl	serum, plasma	TMB 450 nm
<b>Scl-70 Ab</b>										
ELISA		DE7510	96	1 h 5 min	12.5 - 200 U/ml	1 U/ml	2	100 µl	serum, plasma	TMB 450 nm
<b>Sm Ab</b>										
ELISA		DE7520	96	1 h 5 min	12.5 - 200 U/ml	1 U/ml	2	100 µl	serum, plasma	TMB 450 nm
<b>B2-Glycoprotein I Ab</b>										
ELISA	IgA	DE7250	96	1 h 5 min	6.3 - 100 U/ml	0.5 U/ml	2	100 µl	serum, plasma	TMB 450 nm
ELISA	IgG/IgM	DE7260	96	1 h 5 min	6.3 - 100 U/ml	0.5 U/ml	2	100 µl	serum, plasma	TMB 450 nm
ELISA	IgA/IgG/IgM	DE7270	96	1 h 5 min	3.3 - 90 U/ml	0.5 U/ml	-	100 µl	serum, plasma	TMB 450 nm
<b>SS-A 52 Ab</b>										
ELISA		DE7530	96	1 h 5 min	12.5 - 200 U/ml	0.5 U/ml	2	100 µl	serum, plasma	TMB 450 nm
<b>SS-A 60 Ab</b>										
ELISA		DE7540	96	1 h 5 min	12.5 - 200 U/ml	0.5 U/ml	2	100 µl	serum, plasma	TMB 450 nm
<b>SS-A Ab</b>										
ELISA		DE7550	96	1 h 5 min	12.5 - 200 U/ml	1 U/ml	2	100 µl	serum, plasma	TMB 450 nm
<b>SS-B Ab</b>										
ELISA		DE7560	96	1 h 5 min	12.5 - 200 U/ml	1 U/ml	2	100 µl	serum, plasma	TMB 450 nm
<b>ss-DNA Ab</b>										
ELISA		DE7570	96	1 h 5 min	12.5 - 200 U/ml	1 U/ml	2	100 µl	serum, plasma	TMB 450 nm
<b>Thrombosis Profile</b>										
ELISA		DE7600	96	1 h 5 min	6.3 - 100 U/ml	1 U/ml	-	100 µl	serum, plasma	TMB 450 nm
<b>Tissue Transglutaminase Ab</b>										
ELISA	IgA	DE7720	96	1 h 5 min	5 - 200 U/ml	1 U/ml	2	100 µl	serum, plasma	TMB 450 nm
ELISA	IgG	DE7730	96	1 h 5 min	5 - 200 U/ml	1 U/ml	2	100 µl	serum, plasma	TMB 450 nm
ELISA	IgA/IgG/IgM	DE7740	96	1 h 5 min	5 - 200 U/ml	1 U/ml	2	100 µl	serum, plasma	TMB 450 nm

# Immunology



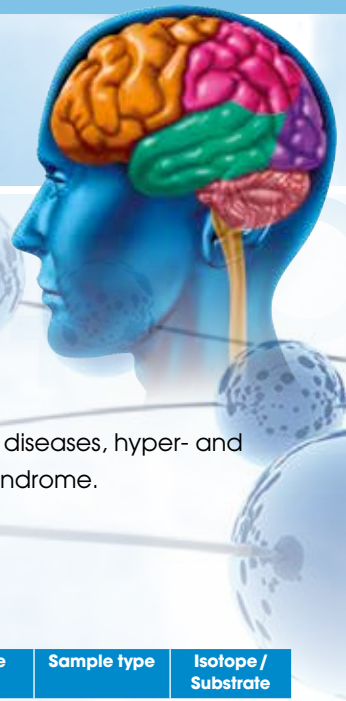
Immunology is a branch of biomedical science that covers the study of all aspects of the immune system in all organisms. It deals with the physiological functioning of the immune system in states of both health and diseases, malfunctions of the immune system in immunological disorders.

Topseller of this product group in combination with other inflammatory and fertility markers: PMN-Elastase ELISA – please obtain more details from our belonging brochure „one assay – many possibilities“.

Method	Cat.-No.	Tests	Incubation time	Standard range	Sensitivity	Internal controls	Final sample volume	Sample type	Substrate
<b>PMN Elastase</b>									
ELISA	DEH3311	96	2 h 20 min	15.6 - 1,000 ng/ml	0.2 ng/ml	2	100 µl	plasma, seminal plasma, exudate, BALF, CSF	TMB 450 nm
<b>C5a</b>									
ELISA	DE3327	192	50 min	0.1 - 10 µg/l	< 0.02 µg/l	1	50 µl	plasma, urine	TMB 450 nm
<b>IFN-γ human</b>									
ELISA	DE228	96	3 h 10 min	1.6 - 100 pg/ml	0.99 pg/ml	-	50 µl	serum, plasma, ccm	TMB 450 nm
<b>Interleukin-1α human</b>									
ELISA	DE2432	96	3 h 10 min	1.6 - 100 pg/ml	1.1 pg/ml	-	50 µl	serum, plasma, urine, ccm	TMB 450 nm
<b>Interleukin-1β human</b>									
ELISA	DE4437	96	2 h 15 min	18 - 933 pg/ml	0.35 pg/ml	2	200 µl	serum, plasma	TMB 450 nm
<b>Interleukin-2 human</b>									
ELISA	DE221	96	3 h 30 min	18.8 - 1,200 pg/ml	9.1 pg/ml	2	50 µl	serum, plasma, ccm	TMB 450 nm
<b>Interleukin-6 human</b>									
ELISA	DE2132	96	3 h 10 min	1.56 - 100 pg/ml	0.92 pg/ml	2	50 µl	serum, plasma, ccm	TMB 450 nm
<b>Interleukin-8 human</b>									
ELISA	DE4700	96	2 h 30 min	40.2 - 1,845 pg/ml	1.1 pg/ml	2	100 µl	plasma	TMB 450 nm
<b>Interleukin-10 human</b>									
ELISA	DE4699	96	4 h 30 min	14 - 2,101 pg/ml	1.6 pg/ml	2	100 µl	serum	TMB 450 nm
<b>Interleukin-12 p70 human</b>									
ELISA	DE4843	96	3 h 0 min	3.1 - 200 pg/ml	2.1 pg/ml	2	50 µl	serum, plasma, ccm	TMB 450 nm
<b>TNF-alpha total human</b>									
ELISA	DE2034	96	3 h 10 min	23 - 1,500 pg/ml	5 pg/ml	2	50 µl	serum, plasma, ccm	TMB 450 nm



## Biogenic Amines



Naturally occurring biogenic amines in plants, animals and humans play a crucial role as tissue hormones or neurotransmitters. There are five established biogenic amine neurotransmitters: the three catecholamines - dopamine, norepinephrine (noradrenaline), and epinephrine (adrenaline) - and histamine and serotonin. Neurotransmitters are prominent participants in the etiology of many peripheral and central nervous system disorders.

Our portfolio of Biogenic Amines is applicable for the diagnosis of e.g. Pheochromocytoma, burn-out syndrome, cardiac diseases, hyper- and hypotension and carcinoid syndrome.

Method	Cat.-No.	Tests	Incubation time	Standard range	Sensitivity	Internal controls	Final sample volume	Sample type	Isotope / Substrate
<b>2 CAT</b>									
ELISA	DEE6500	2 x 96	3 h 25 min	AD: 1 - 200 ng/ml; NAD: 5 - 1,000 ng/ml	AD: u: 0.9 ng/ml; p: 0.01 pg/ml; NAD: u: 1.7 ng/ml; p: 0.04 pg/ml	2	AD: 100 µl; NAD: 20 µl	urine, plasma	TMB 450 nm
RIA	DER6500	2 x 96	2 h 45 min	AD: 1 - 200 ng/ml; NAD: 5 - 1,000 ng/ml	AD: u: 0.39 ng/ml; p: 19 pg/ml; NAD: u: 1.1 ng/ml; p: 42 pg/ml	2	AD: 100 µl; NAD: 20 µl	urine, plasma	I-125
<b>3 CAT</b>									
ELISA	DEE6600	3 x 96	3 h 25 min	AD: 1 - 200 ng/ml; NAD: 5 - 1,000 ng/ml; DOP: 4.5 - 2,000 ng/ml	AD: u: 0.9 ng/ml; p: 0.01 pg/ml; NAD: u: 1.7 ng/ml; p: 0.04 pg/ml; DOP: u: 2.5 ng/ml; p: 1.9 pg/ml	2	AD: 100 µl; NAD: 20 µl; DOP: u: 25 µl; p: 50 µl	urine, plasma	TMB 450 nm
RIA	DER6600	3 x 96	2 h 45 min	AD: 1 - 200 ng/ml; NAD: 5 - 1,000 ng/ml; DOP: 4.5 - 2,000 ng/ml	AD: u: 0.39 ng/ml; p: 19 pg/ml; NAD: u: 1.1 ng/ml; p: 42 pg/ml; DOP: u: 3 ng/ml; p: 29 pg/ml	2	AD: 100 µl; NAD: 20 µl; DOP: u: 10 µl; p: 25 µl	urine, plasma	I-125
<b>5-HIAA</b>									
ELISA	DEE1900	96	2 h 20 min	0.5 - 50 mg/l	0.17 mg/l	2	25 µl	urine	TMB 450 nm
<b>Adrenaline</b>									
ELISA	DEE6100	96	3 h 25 min	1 - 200 ng/ml	u: 0.9 ng/ml; p: 0.01 pg/ml	2	100 µl	urine, plasma	TMB 450 nm
RIA	DER6100	96	2 h 45 min	1 - 200 ng/ml	u: 0.5 ng/ml; p: 24 pg/ml	2	100 µl	urine, plasma	I-125
<b>Dopamine</b>									
ELISA	DEE6300	96	3 h 25 min	4.5 - 2,000 ng/ml	u: 2.5 ng/ml; p: 1.9 pg/ml	2	u: 25 µl; p: 50 µl	urine, plasma	TMB 450 nm
RIA	DER6300	96	2 h 45 min	4.5 - 2,000 ng/ml	u: 3.8 ng/ml; p: 39 pg/ml	2	u: 10 µl; p: 25 µl	urine, plasma	I-125
<b>GABA</b>									
ELISA	DEE2500	96	2 h 50 min	75 - 7,500 ng/ml	49 ng/ml (u)	2	25 µl or 50 µl	plasma, serum, urine	TMB 450 nm
<b>Glutamate</b>									
ELISA	DEE2400	96	2 h 50 min	0.6 - 60 µg/ml	0.3 µg/ml	2	25 µl	urine, plasma, serum	TMB 450 nm
<b>Histamine</b>									
ELISA	DEE1000	96	3 h 50 min	0.5 - 50 ng/ml	p: 0.12 ng/ml; u: 0.30 ng/ml	2	25 µl	urine, plasma	TMB 450 nm
ELISA	DEE1700	96	55 min	0.5 - 50 ng/ml	0.2 ng/ml	2	25 µl	urine, wb	TMB 450 nm
RIA	IT1659	100	2 h	1.2 - 92 nmol/l	0.2 nmol/l	1	100 µl	plasma, urine, wb, tissue	I-125
<b>Melatonin</b>									
RIA	DER3300	100	21 h 20 min	3 - 1,000 pg/ml	2.3 pg/ml	2	150 µl	serum, plasma	I-125
<b>Metanephrine</b>									
ELISA	DEE8100	96	16 h	36 - 3,600 pg/ml	14.9 pg/ml	2	50 µl	plasma	TMB 450 nm
RIA	DER8100	100	overnight - 1 h 30 min	36 - 3,600 pg/ml	6.4 pg/ml	2	60 µl	plasma	I-125
<b>Nephrines</b>									
ELISA	DEE8300	2 x 96	16 h	MT: 36 - 3,600 pg/ml; NMT: 72 - 7,200 pg/ml	MT: 14.9 pg/ml; NMT: 17.9 pg/ml	2	MT: 50 µl; NMT: 25 µl	plasma	TMB 450 nm
RIA	DER8300	2 x 100	overnight - 1 h 30 min	MT: 36 - 3,600 pg/ml; NMT: 72 - 7,200 pg/ml	MT: 6.4 pg/ml; NMT: 24.1 pg/ml	2	MT: 60 µl; NMT: 20 µl	plasma	I-125
<b>Noradrenaline</b>									
ELISA	DEE6200	96	3 h 25 min	5 - 1,000 ng/ml	u: 1.7 ng/ml; p: 0.04 pg/ml	2	20 µl	urine, plasma	TMB 450 nm
RIA	DER6200	96	2 h 45 min	5 - 1,000 ng/ml	u: 1.4 ng/ml; p: 54 pg/ml	2	20 µl	urine, plasma	I-125
<b>Normetanephrine</b>									
ELISA	DEE8200	96	16 h	72 - 7,200 pg/ml	17.9 pg/ml	2	25 µl	plasma	TMB 450 nm
RIA	DER8200	100	overnight - 1 h 30 min	72 - 7,200 pg/ml	24.1 pg/ml	2	20 µl	plasma	I-125
<b>Serotonin</b>									
ELISA	DEE8900	96	1 h	15 - 2,500 ng/ml	6.2 ng/ml	2	25 µl	serum, urine, plat., CSF, PFP	TMB 450 nm
RIA	DER8900	100	1 h 45 min	15 - 2,500 ng/ml	6.6 ng/ml	2	25 µl	serum, urine, plat., CSF, PFP	I-125
<b>Tryptophan</b>									
ELISA	DEE2700	96	15 h 50 min	2.5 - 250 µg/ml	1.2 µg/ml	2	25 µl	urine, plasma, serum	TMB 450 nm

## New

**Bordetella pertussis FHA IgG ELISA (DEBPT07)**  
**Bordetella pertussis FHA IgA ELISA (DEBPT08)**  
**Zika Virus IgM  $\mu$ -capture ELISA (DEZVM0790)**

For the detection of human IgA, IgG and IgM antibodies against bacterial, viral, fungal and protozoal antigens, we offer a wide range of infectious disease ELISAs. Their results can identify an active disease, an immunestatus or even re-infections.

Method	Antibody class	Cat.-No.	Tests	Incubation time	Standard range	Sensitivity	Final sample volume	Sample type	Substrate
<b>Adenovirus</b>									
ELISA	IgG	DEADV01	96	1 h 50 min	1 - 150 U/ml	1 U/ml	100 $\mu$ l	serum, plasma	TMB 450 nm
ELISA	IgM	DEADV03	96	1 h 50 min	1 - 150 U/ml	1.08 U/ml	100 $\mu$ l	serum, plasma	TMB 450 nm
<b>Ascaris lumbricoides</b>									
ELISA	IgG	DEASCG0020	96	1 h 45 min	Cut-off	diagn. >95 %	100 $\mu$ l	serum, plasma	TMB 450 nm
<b>Aspergillus fumigatus</b>									
ELISA	IgG	DEASP01	96	1 h 50 min	1 - 200 U/ml	1.08 U/ml	100 $\mu$ l	serum, plasma	TMB 450 nm
ELISA	IgM	DEASP03	96	1 h 50 min	1 - 60 U/ml	1.04 U/ml	100 $\mu$ l	serum, plasma	TMB 450 nm
<b>Bordetella pertussis</b>									
ELISA	IgG	DEBPT01	96	1 h 50 min	1 - 150 U/ml	0.98 U/ml	100 $\mu$ l	serum, plasma	TMB 450 nm
ELISA	IgM	DEBPT03	96	1 h 50 min	1 - 75 U/ml	1 U/ml	100 $\mu$ l	serum, plasma	TMB 450 nm
<b>Bordetella pertussis FHA</b>									
ELISA	IgA	DEBPT08	96	1 h 50 min	10 - 50 IU/ml	0.5 IU/ml	100 $\mu$ l	serum, plasma	TMB 450 nm
ELISA	IgG	DEBPT07	96	1 h 50 min	25 - 250 IU/ml	0.5 IU/ml	100 $\mu$ l	serum, plasma	TMB 450 nm
<b>Bordetella pertussis toxin</b>									
ELISA	IgA	DE3449	96	1 h 45 min	Cut-off	diagn. 97.3 %	100 $\mu$ l	serum, plasma	TMB 450 nm
ELISA	IgG	DEBPT04	96	1 h 50 min	25 - 150 IU/ml	0.43 IU/ml	100 $\mu$ l	serum, plasma	TMB 450 nm
ELISA	IgM	DE3451	96	1 h 45 min	Cut-off	diagn. 94 %	100 $\mu$ l	serum	TMB 450 nm
<b>Borrelia burgdorferi</b>									
ELISA	IgG	DEBOR01	96	1 h 50 min	10 - 150 U/ml	0.99 U/ml	100 $\mu$ l	serum, plasma	TMB 450 nm
ELISA	IgM	DEBOR03	96	1 h 50 min	10 - 150 U/ml	0.99 U/ml	100 $\mu$ l	serum, plasma	TMB 450 nm
<b>Brucella abortus</b>									
ELISA	IgG	DEBRU01	96	1 h 50 min	1 - 150 U/ml	1.11 U/ml	100 $\mu$ l	serum, plasma	TMB 450 nm
ELISA	IgM	DEBRU03	96	1 h 50 min	1 - 200 U/ml	1.03 U/ml	100 $\mu$ l	serum, plasma	TMB 450 nm
<b>Candida albicans</b>									
ELISA	IgG	DECAN01	96	1 h 50 min	1 - 150 U/ml	1.11 U/ml	100 $\mu$ l	serum, plasma	TMB 450 nm
ELISA	IgM	DECAN03	96	1 h 50 min	1 - 150 U/ml	1.07 U/ml	100 $\mu$ l	serum, plasma	TMB 450 nm
<b>Chagas (Trypanosoma cruzi)</b>									
ELISA	IgG	DENO0114	96	1 h 30 min	Cut-off	diagn. 99 %	100 $\mu$ l	serum, plasma	TMB 450 nm
<b>Chikungunya Virus</b>									
ELISA	IgG	DECHIG0590	96	1 h 45 min	Cut-off	diagn. >90 %	50 $\mu$ l	serum, plasma	TMB 450 nm
ELISA	IgM	DECHIM0590	96	1 h 45 min	Cut-off	diagn. >90 %	50 $\mu$ l	serum, plasma	TMB 450 nm
<b>Chlamydia pneumoniae</b>									
ELISA	IgA	DE4160	96	1 h 45 min	Cut-off	diagn. 88.9 %	100 $\mu$ l	serum, plasma	TMB 450 nm
ELISA	IgG	DE3912	96	1 h 45 min	Cut-off	diagn. 90.2 %	100 $\mu$ l	serum, plasma	TMB 450 nm
ELISA	IgM	DE3913	96	1 h 45 min	Cut-off	diagn. 83.3 %	100 $\mu$ l	serum, plasma	TMB 450 nm
<b>Chlamydia trachomatis</b>									
ELISA	IgA	DE3809	96	1 h 45 min	Cut-off	diagn. >95 %	100 $\mu$ l	serum, plasma	TMB 450 nm
ELISA	IgG	DE3810	96	1 h 45 min	Cut-off	diagn. >95 %	100 $\mu$ l	serum, plasma	TMB 450 nm
ELISA	IgM	DE3811	96	1 h 45 min	Cut-off	diagn. 83.3 %	100 $\mu$ l	serum, plasma	TMB 450 nm
<b>Cytomegalo Virus (CMV)</b>									
ELISA	IgG	DECMV01	96	1 h 50 min	1 - 90 U/ml	1.15 U/ml	100 $\mu$ l	serum, plasma	TMB 450 nm
ELISA	IgM	DECMV03	96	1 h 50 min	1 - 120 U/ml	1.03 U/ml	100 $\mu$ l	serum, plasma	TMB 450 nm
<b>Dengue Virus</b>									
ELISA	IgG	DENG0120	96	1 h 45 min	Cut-off	diagn. >90 %	100 $\mu$ l	serum, plasma	TMB 450 nm
ELISA	IgM	DENM0120	96	1 h 45 min	Cut-off	diagn. 90 %	100 $\mu$ l	serum, plasma	TMB 450 nm
<b>Diphtheria</b>									
ELISA	IgG	DEDIP01	96	1 h 50 min	0.01 - 1 IU/ml	0.004 IU/ml	100 $\mu$ l	serum, plasma	TMB 450 nm
<b>EBV EA (Early Antigen)</b>									
ELISA	IgA	DEEBE02	96	1 h 50 min	1 - 200 U/ml	1.1 U/ml	100 $\mu$ l	serum, plasma	TMB 450 nm
ELISA	IgG	DEEBE01	96	1 h 50 min	1 - 150 U/ml	1.37 U/ml	100 $\mu$ l	serum, plasma	TMB 450 nm
ELISA	IgM	DEEBE03	96	1 h 50 min	1 - 200 U/ml	1.1 U/ml	100 $\mu$ l	serum, plasma	TMB 450 nm
<b>EBV EBNA-1</b>									
ELISA	IgG	DEEBN01	96	1 h 50 min	1 - 150 U/ml	1.64 U/ml	100 $\mu$ l	serum, plasma	TMB 450 nm
ELISA	IgM	DEEBN03	96	1 h 50 min	1 - 150 U/ml	1.09 U/ml	100 $\mu$ l	serum, plasma	TMB 450 nm
<b>EBV VCA</b>									
ELISA	IgA	DEEBV02	96	1 h 50 min	1 - 125 U/ml	1 U/ml	100 $\mu$ l	serum, plasma	TMB 450 nm
ELISA	IgG	DEEBV01	96	1 h 50 min	1 - 200 U/ml	1.29 U/ml	100 $\mu$ l	serum, plasma	TMB 450 nm
ELISA	IgM	DEEBV03	96	1 h 50 min	1 - 150 U/ml	0.86 U/ml	100 $\mu$ l	serum, plasma	TMB 450 nm
<b>Echinococcus granulosus</b>									
ELISA	IgG	DEECH01	96	1 h 50 min	1 - 200 U/ml	1.1 U/ml	100 $\mu$ l	serum, plasma	TMB 450 nm
<b>Entamoeba histolytica Ag</b>									
ELISA		DE4454	96	1 h 40 min	Cut-off	-	100 $\mu$ l	faeces	TMB 450 nm
<b>Entamoeba histolytica</b>									
ELISA	IgG	DEENTG0140	96	1 h 45 min	Cut-off	diagn. >95 %	100 $\mu$ l	serum, plasma	TMB 450 nm
<b>Giardia lamblia</b>									
ELISA		DE610001	96	1 h 40 min	Cut-off	-	50 $\mu$ l	stool	TMB 450 nm

# Infectious Disease

Method	Antibody class	Cat.-No.	Tests	Incubation time	Standard range	Sensitivity	Final sample volume	Sample type	Substrate
<b>Helicobacter pylori</b>									
ELISA	IgA	DEHEL02	96	1 h 50 min	1 - 200 U/ml	1 U/ml	100 µl	serum, plasma	TMB 450 nm
ELISA	IgG	DEHEL01	96	1 h 50 min	1 - 150 U/ml	1.16 U/ml	100 µl	serum, plasma	TMB 450 nm
ELISA	IgM	DEHEL03	96	1 h 50 min	1 - 150 U/ml	1 U/ml	100 µl	serum, plasma	TMB 450 nm
<b>Herpes simplex 1</b>									
ELISA	IgG	DEHS101	96	1 h 50 min	1 - 125 U/ml	1.1 U/ml	100 µl	serum, plasma	TMB 450 nm
ELISA	IgM	DEHS103	96	1 h 50 min	1 - 100 U/ml	1.06 U/ml	100 µl	serum, plasma	TMB 450 nm
ELISA	IgG	DEHSV01	96	1 h 50 min	1 - 200 U/ml	1.2 U/ml	100 µl	serum, plasma	TMB 450 nm
<b>Herpes simplex 1/2</b>									
ELISA	IgM	DEHSV03	96	1 h 50 min	1 - 100 U/ml	1.12 U/ml	100 µl	serum, plasma	TMB 450 nm
<b>Herpes simplex 2</b>									
ELISA	IgG	DEHS201	96	1 h 50 min	1 - 150 U/ml	0.98 U/ml	100 µl	serum, plasma	TMB 450 nm
ELISA	IgM	DEHS203	96	1 h 50 min	1 - 150 U/ml	1 U/ml	100 µl	serum, plasma	TMB 450 nm
<b>Influenza A</b>									
ELISA	IgG	DEIFA01	96	1 h 50 min	1 - 150 U/ml	1.1 U/ml	100 µl	serum, plasma	TMB 450 nm
ELISA	IgM	DEIFA03	96	1 h 50 min	1 - 150 U/ml	1.17 U/ml	100 µl	serum, plasma	TMB 450 nm
<b>Influenza B</b>									
ELISA	IgG	DEIFB01	96	1 h 50 min	1 - 175 U/ml	1.07 U/ml	100 µl	serum, plasma	TMB 450 nm
ELISA	IgM	DEIFB03	96	1 h 50 min	1 - 250 U/ml	1.19 U/ml	100 µl	serum, plasma	TMB 450 nm
<b>Leishmania infantum</b>									
ELISA	IgG	DEIG0310	96	1 h 45 min	Cut-off	diagn. 91 %	100 µl	serum, plasma	TMB 450 nm
<b>Measles</b>									
ELISA	IgG	DEMAS01	96	1 h 50 min	1 - 250 U/ml	1.35 U/ml	100 µl	serum, plasma	TMB 450 nm
ELISA	IgM	DEMAS03	96	1 h 50 min	1 - 150 U/ml	1.07 U/ml	100 µl	serum, plasma	TMB 450 nm
<b>Mumps</b>									
ELISA	IgG	DEMUM01	96	1 h 50 min	1 - 150 U/ml	1.28 U/ml	100 µl	serum, plasma	TMB 450 nm
ELISA	IgM	DEMUM03	96	1 h 50 min	1 - 125 U/ml	1.23 U/ml	100 µl	serum, plasma	TMB 450 nm
<b>Mycobacterium tuberculosis</b>									
ELISA	IgG	DETUB01	96	1 h 50 min	1 - 150 U/ml	1.09 U/ml	100 µl	serum, plasma	TMB 450 nm
ELISA	IgM	DETUB03	96	1 h 50 min	1 - 100 U/ml	1.22 U/ml	100 µl	serum, plasma	TMB 450 nm
<b>Mycoplasma pneumoniae</b>									
ELISA	IgG	DEMYK01	96	1 h 50 min	1 - 100 U/ml	1.12 U/ml	100 µl	serum, plasma	TMB 450 nm
ELISA	IgM	DEMYK03	96	1 h 50 min	1 - 125 U/ml	1.22 U/ml	100 µl	serum, plasma	TMB 450 nm
<b>Parainfluenza 1, 2 &amp; 3</b>									
ELISA	IgA	DEPAX02	96	1 h 50 min	1 - 100 U/ml	0.96 U/ml	100 µl	serum, plasma	TMB 450 nm
ELISA	IgG	DEPAX01	96	1 h 50 min	1 - 125 U/ml	1.04 U/ml	100 µl	serum, plasma	TMB 450 nm
ELISA	IgM	DEPAX03	96	1 h 50 min	1 - 200 U/ml	1.18 U/ml	100 µl	serum, plasma	TMB 450 nm
<b>Parvovirus B19</b>									
ELISA	IgG	DE3503	96	1 h 45 min	Cut-off	diagn. 93%	100 µl	serum	TMB 450 nm
ELISA	IgM	DE3504	96	1 h 45 min	Cut-off	0.63 DU/ml	100 µl	serum, plasma	TMB 450 nm
<b>Poliomyelitis Virus</b>									
ELISA	IgG	DEPOL01	96	1 h 50 min	1 - 150 U/ml	1.4 U/ml	100 µl	serum, plasma	TMB 450 nm
<b>Respiratory syncytial virus (RSV)</b>									
ELISA	IgA	DERSV02	96	1 h 50 min	1 - 100 U/ml	1.7 U/ml	100 µl	serum, plasma	TMB 450 nm
ELISA	IgG	DERSV01	96	1 h 50 min	1 - 150 U/ml	1.22 U/ml	100 µl	serum, plasma	TMB 450 nm
ELISA	IgM	DERSV03	96	1 h 50 min	1 - 150 U/ml	1.7 U/ml	100 µl	serum, plasma	TMB 450 nm
<b>Rubella</b>									
ELISA	IgG	DERUB01	96	1 h 50 min	0 - 500 IU/ml	0.29 IU/ml	100 µl	serum, plasma	TMB 450 nm
ELISA	IgM	DERUB03	96	1 h 50 min	1 - 90 U/ml	1.24 U/ml	100 µl	serum, plasma	TMB 450 nm
<b>Schistosoma mansoni</b>									
ELISA	IgG	DESCHG0410	96	1 h 45 min	Cut-off	diagn. 87 %	100 µl	serum, plasma	TMB 450 nm
<b>Taenia solium</b>									
ELISA	IgG	DETAEG0420	96	1 h 45 min	Cut-off	diagn. 93.8 %	100 µl	serum, plasma	TMB 450 nm
<b>TBEV</b>									
ELISA	IgG	DEFSM01	96	1 h 50 min	10 - 1,000 U/ml	3.2 U/ml	100 µl	serum, plasma	TMB 450 nm
ELISA	IgM	DEFSM03	96	1 h 50 min	10 - 1,000 U/ml	1.37 U/ml	100 µl	serum, plasma	TMB 450 nm
<b>Tetanus Toxoid</b>									
ELISA	IgG	DETET01	96	1 h 50 min	0.1 - 5 IU/ml	0.004 IU/ml	100 µl	serum, plasma	TMB 450 nm
<b>Toxocara canis</b>									
ELISA	IgG	DE0450	96	1 h 45 min	Cut-off	> 98 %	100 µl	serum, plasma	TMB 450 nm
<b>Toxoplasma</b>									
ELISA	IgG	DETOX01	96	1 h 50 min	0 - 250 IU/ml	0.58 IU/ml	100 µl	serum, plasma	TMB 450 nm
ELISA	IgM	DETOX03	96	1 h 50 min	1 - 120 U/ml	1.2 U/ml	100 µl	serum, plasma	TMB 450 nm
<b>Treponema pallidum (Syphilis)</b>									
ELISA	IgG	DE3517	96	1 h 40 min	Cut-off	-	100 µl	serum	TMB 450 nm
ELISA	IgM	DE4267	96	1 h 45 min	Cut-off	diagn. 100 %	100 µl	serum, plasma	TMB 450 nm
<b>Trichinella spiralis</b>									
ELISA	IgG	DETRIG0480	96	1 h 45 min	Cut-off	diagn. >95 %	100 µl	serum, plasma	TMB 450 nm
<b>Varicella zoster</b>									
ELISA	IgG	DEVAR01	96	1 h 50 min	1 - 150 U/ml	1.01 U/ml	100 µl	serum, plasma	TMB 450 nm
ELISA	IgM	DEVAR03	96	1 h 50 min	1 - 150 U/ml	1.08 U/ml	100 µl	serum, plasma	TMB 450 nm
<b>Yersinia enterocolitica</b>									
ELISA	IgA	DEYER02	96	1 h 50 min	1 - 200 U/ml	1.02 U/ml	100 µl	serum, plasma	TMB 450 nm
ELISA	IgG	DEYER01	96	1 h 50 min	1 - 180 U/ml	1.92 U/ml	100 µl	serum, plasma	TMB 450 nm
ELISA	IgM	DEYER03	96	1 h 50 min	1 - 110 U/ml	1.02 U/ml	100 µl	serum, plasma	TMB 450 nm
<b>Zika Virus</b>									
ELISA	IgM	DEZVM0790	96	1 h 45 min	Cut-off	diagn. 100 %	100 µl	serum, plasma	TMB 450 nm



## New

**Pecan Nut ELISA (DEPECE01)**  
**Brazil Nut ELISA (DEPARE01)**

Our Food Safety/Analytics test kits allow a high-sensitive detection of residues, constituents and microbiological contaminants in food and feed. They enable a reliable and economical detection of numerous analytes like: Mycotoxins, Allergens, Antibiotics, Vitamins and Histamine. So they are part of regular and routine food controls.

Besides multiple ELISA kits we offer immunoaffinity columns (IAC) which are used for the purification and concentration of samples as preparation for subsequent analytical tests (e.g. HPLC, ELISA).

Method	Cat.-No.	Tests	Incubation time	Standard range	Sensitivity	Final sample volume	Sample type	Substrate
<b>Aflatoxin B1</b>								
ELISA	DEAB1E03	96	20 min	1.5 - 24 ppb	0.5 ppb	100 µl	cereals, beer/gyle	TMB 450 nm
<b>Aflatoxin M1</b>								
ELISA	DEAM1E01	96	2 h 20 min	10 - 1,000 pg/ml	< 10 pg/ml	100 µl	milk, milk products	TMB 450 nm
<b>Aflatoxin total</b>								
ELISA	DEAFTE01	96	45 min	0.05 - 1.5 ng/ml	0.015 ng/ml	100 µl	food	TMB 450 nm
<b>Almond</b>								
ELISA	DEALME01	96	1 h	0.4 - 10 ppm	0.2 ppm	100 µl	food	TMB 450 nm
<b>Beta-Lactoglobulin</b>								
ELISA	DEBLGE01	96	1 h	10 - 400 ppb	1.5 ppb	100 µl	food	TMB 450 nm
<b>Brazil Nut</b>								
ELISA	DEPARE01	96	1 h	1 - 40 ppm	0.2 ppm	100 µl	food	TMB 450 nm
<b>Casein</b>								
ELISA	DECASE01	96	1 h	0.2 - 6 ppm	0.04 ppm	100 µl	food	TMB 450 nm
<b>Cashew</b>								
ELISA	DECAWE01	96	1 h	2 - 60 ppm	0.2 ppm	100 µl	food	TMB 450 nm
<b>Chloramphenicol</b>								
ELISA	DECAPE02	96	1 h	0.05 - 5 ng/ml	0.03 ng/ml	100 µl	food, human urine	TMB 450 nm
<b>Coconut</b>								
ELISA	DECONE01	96	1 h	2 - 30 ppm	0.4 ppm	100 µl	food	TMB 450 nm
<b>Crustaceans (Tropomyosin)</b>								
ELISA	DECRUE01	96	1 h	20 - 400 ppb	0.09 ppb	100 µl	food	TMB 450 nm
<b>Deoxynivalenol</b>								
ELISA	DEDONE03	96	20 min	0.2 - 5 ppm	0.08 ppm	100 µl	cereals, beer/gyle	TMB 450 nm
<b>Egg White</b>								
ELISA	DEEGGE01	96	1 h	0.4 - 10 ppm	0.05 ppm	100 µl	food	TMB 450 nm
<b>Fish (Parvalbumin)</b>								
ELISA	DEFISE01	96	1 h	4 - 100 ppm	1.4 ppm	100 µl	food	TMB 450 nm
<b>Folic Acid</b>								
ELISA	DEFOLE01	96	2 h 20 min	4 - 400 ng/ml	2 ng/ml	100 µl	food	TMB 450 nm
<b>Fumonisin</b>								
ELISA	DEFUME03	96	20 min	0.05 - 5 ppm	0.015 ppm	100 µl	cereals, beer/gyle	TMB 450 nm
<b>Gladin/Gluten</b>								
ELISA	DEGLUE02	96	1 h	2 - 60 ppm	0.3 ppm	100 µl	food	TMB 450 nm
<b>Hazelnut</b>								
ELISA	DEHAZE01	96	1 h	1 - 40 ppm	0.3 ppm	100 µl	food	TMB 450 nm
<b>Histamine Food</b>								
ELISA	DEE3100	96	55 min	0.5 - 50 ng/ml	0.15 mg/l	25 µl	fish, sausage, milk, wine, fish meal, champagne	TMB 450 nm
<b>Lupine</b>								
ELISA	DELUPE01	96	1 h	2 - 30 ppm	0.2 ppm	100 µl	food	TMB 450 nm
<b>Lysozyme</b>								
ELISA	DELYSE01	96	1 h	25 - 250 ppb	2 ppb	100 µl	food	TMB 450 nm
<b>Macadamia nut</b>								
ELISA	DEMACE01	96	1 h	1 - 40 ppm	0.1 ppm	100 µl	food	TMB 450 nm
<b>Milk</b>								
ELISA	DEMILE01	96	1 h	0.4 - 10 ppm	0.05 ppm	100 µl	food	TMB 450 nm
<b>Molluscs (Tropomyosin)</b>								
ELISA	DEMOLE01	96	1 h	10 - 400 ppb	1.7 ppb	100 µl	food	TMB 450 nm
<b>Mustard</b>								
ELISA	DEMUSE01	96	1 h	2 - 60 ppm	1 ppm	100 µl	food	TMB 450 nm
<b>Ovalbumin</b>								
ELISA	DEOVAE01	96	1 h	25 - 500 ppb	4 ppb	100 µl	food	TMB 450 nm
<b>Peanut</b>								
ELISA	DEPEAE01	96	1 h	1 - 40 ppm	0.1 ppm	100 µl	food	TMB 450 nm

Method	Cat.-No.	Tests	Incubation time	Standard range	Sensitivity	Final sample volume	Sample type	Substrate
<b>Pecan Nut</b>								
ELISA	DEPECE01	96	1 h	2 - 60 ppm	0.2 ppm	100 µl	food	TMB 450 nm
<b>Penicillin</b>								
ELISA	DEPENE01	96	2 h 20 min	4 - 400 ng/ml	3 ng/ml	100 µl	shrimps, milk	TMB 450 nm
<b>Pistachio</b>								
ELISA	DEPISE01	96	1 h	1 - 40 ppm	0.13 ppm	100 µl	food	TMB 450 nm
<b>Sesame</b>								
ELISA	DESESE01	96	1 h	2 - 30 ppm	0.2 ppm	100 µl	food	TMB 450 nm
<b>Soy</b>								
ELISA	DESOJE01	96	1 h	40 - 1,000 ppb	16 ppb	100 µl	food	TMB 450 nm
<b>Streptomycin</b>								
ELISA	DESTRE02	96	1 h	2 - 200 ng/ml	1 ng/ml	100 µl	food	TMB 450 nm
<b>T2 Toxin</b>								
ELISA	DET2TE03	96	20 min	17.5 - 1,750 ppb	13 ppb	100 µl	food	TMB 450 nm
<b>Tetracycline</b>								
ELISA	DETCYE01	96	1 h 20 min	0.04 - 4 ng/ml	0.024 ng/ml	100 µl	food	TMB 450 nm
<b>Vitamin B12</b>								
ELISA	DEB12E01	96	1 h 20 min	0.4 - 40 ng/ml	0.3 ng/ml	50 µl	food	TMB 450 nm
<b>Vitamin H (Biotin)</b>								
ELISA	DEBIOE01	96	1 h 20 min	1 - 25 ng/ml	0.5 ng/ml	50 µl	food	pNpp 405 nm
<b>Walnut</b>								
ELISA	DEWALE01	96	1 h	2 - 60 ppm	0.35 ppm	100 µl	food	TMB 450 nm
<b>Zearalenone</b>								
ELISA	DEZEAE03	96	20 min	10 - 500 ppb	5 ppb	100 µl	cereals, beer/gyle	TMB 450 nm

## Allergy & Food Intolerance

The Demeditec Food Intolerance Screening Tests are quantitative enzyme immunoassays (ELISA) based on the established microtiter technology. They offer a fast, sensitive and reliable detection of IgG4 antibodies to numerous food antigens in order to identify potential food intolerances. Each kit includes all reagents required for the performance of the tests. In addition to our standard formats we offer a unique concept. It allows the user to define an individual test profile by selecting food antigen layout, types and number from more than 400 available food antigens.



Fotos: S. Behringer, G.Häusler

Method	Cat.-No.	Tests	Incubation time	Standard range	Sensitivity	Final sample volume	Sample type	Substrate
<b>Total IgE</b>								
ELISA	DEIGE02	96	45 min	5 - 1,000 IU/ml	0.8 IU/ml	10 µl	serum, plasma	TMB 450 nm
<b>IgG4 Screen Nutritional 20</b>								
ELISA	DE40496	96	2 h 30 min	0.35 - 17.5 U/ml	depending on allergen	100 µl	serum, plasma	pNpp 405 nm
<b>IgG4 Screen Nutritional 88</b>								
ELISA	DE40188	96	2 h 30 min	0.35 - 100 U/ml	depending on allergen	100 µl	serum, plasma	pNpp 405 nm

## Reproduction / Down-Syndrome



You can find a wide range of immunoassays for the determination of androgenic and gynaecological hormone levels in serum, plasma or in urine samples in the following table. Hormones are substances produced in particular organs (glands) and transported to their site of action by the blood stream. In combination with the nervous system, hormones control metabolic processes in the entire body.

The steroid hormones are a special group of hormones that play an important role in many essential physiological processes, such as sex differentiation, fertility, pregnancy, mineral metabolism, energy metabolism and others.

As many disorders and diseases are caused or accompanied by too high or too low hormone levels, their determination is an important tool in the clinical laboratories.

Method	Cat.-No.	Tests	Incubation time	Standard range	Sensitivity	Internal controls	Final sample volume	Sample type	Isotope / Substrate
<b>17-OH-Progesterone</b>									
ELISA	DEH3322	96	1 h 30 min	0.1 - 25 ng/ml	0.037 ng/ml	2	25 µl	serum, plasma	TMB 450 nm
<b>AFP</b>									
IRMA	DE33100	100	2 h	2 - 500 IU/ml	0.12 IU/ml	1	50 µl	serum	I-125
<b>AMH Gen II</b>									
ELISA	A79765	96	2 h 30 min	0.14 - 22 ng/ml	0.08 ng/ml	2	60 µl	serum, plasma	TMB 450 nm
<b>Androstenedione</b>									
ELISA	DE3265	96	1 h 30 min	0.1 - 10 ng/ml	0.021 ng/ml	2	20 µl	serum, plasma	TMB 450 nm
<b>DHEA</b>									
ELISA	DEH3344	96	1 h 30 min	0.3 - 30 ng/ml	0.07 ng/ml	2	25 µl	serum, plasma	TMB 450 nm
RIA	IT1138	100	1 h	0.3 - 30 ng/ml	0.3 ng/ml	-	300 µl	serum, plasma	I-125
<b>DHEA-S</b>									
ELISA	DEH3366	96	1 h 30 min	0.03 - 10 µg/ml	0.002 µg/ml	2	10 µl	serum, plasma	TMB 450 nm
RIA	DE44100	100	1 h	0.3 - 30 µmol/l	0.064 µmol/l	1	10 µl	serum	I-125
<b>Dihydrotestosterone (DHT)</b>									
ELISA	DE2330	96	1 h 15 min	25 - 2,500 pg/ml	7.23 pg/ml	2	50 µl	serum	TMB 450 nm
RIA	DE5170	100	50 min	25 - 2,500 pg/ml	20 pg/ml	2	100 µl	serum, plasma	I-125
<b>Estradiol</b>									
ELISA	DEH3355	96	2 h 30 min	25 - 2,000 pg/ml	6.2 pg/ml	2	25 µl	serum, plasma	TMB 450 nm
RIA	DE4381	96	3 h	18 - 3,604 pg/ml	6.4 pg/ml	2	50 µl	serum	I-125
RIA	DE4381	96	3 h	18 - 3,604 pg/ml	6.4 pg/ml	2	50 µl	serum	I-125
<b>Estradiol, sensitive</b>									
ELISA	DE4399	96	4 h 30 min	3 - 200 pg/ml	1.4 pg/ml	-	100 µl	serum, plasma	TMB 450 nm
<b>Estriol total</b>									
ELISA	DE3717	96	1 h 15 min	2 - 200 ng/ml	0.05 ng/ml	1	20 µl	serum, plasma	TMB 450 nm
<b>Estriol, unconjugated</b>									
ELISA	DE1612	96	1 h 30 min	0.3 - 40 ng/ml	0.075 ng/ml	-	10 µl	serum	TMB 450 nm
RIA	DE40100	100	2 h	1.5 - 120 nmol/l	0.4 nmol/l	1	50 µl	serum	I-125
<b>Estrone</b>									
ELISA	DE4174	96	1 h 15 min	13 - 1,000 pg/ml	2.21 pg/ml	2	100 µl	serum, plasma	TMB 450 nm
<b>FSH</b>									
ELISA	DE1288	96	40 min	5 - 100 mIU/ml	0.856 mIU/ml	-	25 µl	serum	TMB 450 nm
IRMA	DE31100	100	1 h	0.6 - 180 mIU/ml	0.08 mIU/ml	1	100 µl	serum	I-125
<b>hCG</b>									
ELISA	DE1469	96	40 min	5 - 1,000 mIU/ml	< 5 mIU/ml	-	25 µl	serum, plasma	TMB 450 nm
RIA	DE45100	100	1 h	7 - 250 IU/ml	1.25 IU/ml	1	25 µl	serum	I-125
<b>β-hCG</b>									
ELISA	DE1911	96	1 h 15 min	5 - 200 mIU/ml	1 mIU/ml	-	25 µl	serum	TMB 450 nm
IRMA	DE56100	100	2 h	5 - 1,000 mIU/ml	0.08 mIU/ml	1	50 µl	serum	I-125
<b>β-hCG free</b>									
ELISA	DE4718	96	1 h 20 min	10 - 200 ng/ml	0.2 ng/ml	2	50 µl	serum, plasma	TMB 450 nm
IRMA	DE41100	100	2 h	0.1 - 100 mIU/ml	0.02 mIU/ml	1	50 µl	serum	I-125

## Reproduction / Down-Syndrome

Method	Cat.-No.	Tests	Incubation time	Standard range	Sensitivity	Internal controls	Final sample volume	Sample type	Isotope / Substrate
<b>hPL</b>									
ELISA	DE1283	96	40 min	1.25 - 20 mg/l	0.043 mg/l	2	10 µl	serum	TMB 450 nm
<b>Inhibin A</b>									
ELISA	DE10-28100	96	4 h 15 min	9.5 - 1,001 pg/ml	1 pg/ml	2	50 µl	serum, plasma	TMB 450 nm
ELISA	DE10-28100-4	4 x 96	4 h 15 min	9.5 - 1,001 pg/ml	1 pg/ml	2	50 µl	serum, plasma	TMB 450 nm
<b>Inhibin B Gen II</b>									
ELISA	A81303	96	3 h 30 min	11 - 977 pg/ml	2.6 pg/ml	2	50 µl	serum, plasma	TMB 450 nm
<b>LH</b>									
ELISA	DE1289	96	40 min	10 - 200 mIU/ml	1.27 mIU/ml	-	25 µl	serum	TMB 450 nm
IRMA	DE30100	100	1 h	0.4 - 150 mIU/ml	0.05 mIU/ml	1	100 µl	serum	I-125
<b>PAPP-A</b>									
ELISA	DE52051	96	1 h 15 min	1 - 30 µg/ml	0.133 µg/ml	2	10 µl	serum, plasma	TMB 450 nm
IRMA	DE42100	100	2 h	0.45 - 45 µg/ml	0.0143 µg/ml	2	10 µl	serum	I-125
<b>Progesterone</b>									
ELISA	DE1561	96	1 h 20 min	0.3 - 40 ng/ml	0.045 ng/ml	-	25 µl	serum, plasma	TMB 450 nm
<b>Prolactin</b>									
ELISA	DE1291	96	40 min	5 - 200 ng/ml	0.35 ng/ml	-	25 µl	serum	TMB 450 nm
IRMA	DE32100	100	1 h	2 - 160 ng/ml	0.04 ng/ml	1	100 µl	serum	I-125
<b>Testosterone</b>									
ELISA	DE1559	96	1 h 15 min	0.2 - 16 ng/ml	0.08 ng/ml	-	25 µl	serum, plasma	TMB 450 nm
<b>Testosterone direct</b>									
RIA	DE4386	96	3 h	0.11 - 16.4 ng/ml	0.05 ng/ml	2	50 µl	serum	I-125
<b>Testosterone free</b>									
ELISA	DE2924	96	1 h 15 min	0.2 - 100 pg/ml	0.04 pg/ml	2	20 µl	serum, plasma	TMB 450 nm
RIA	DE4369	96	2 h	0.54 - 140 pg/ml	0.13 pg/ml	2	50 µl	serum	I-125

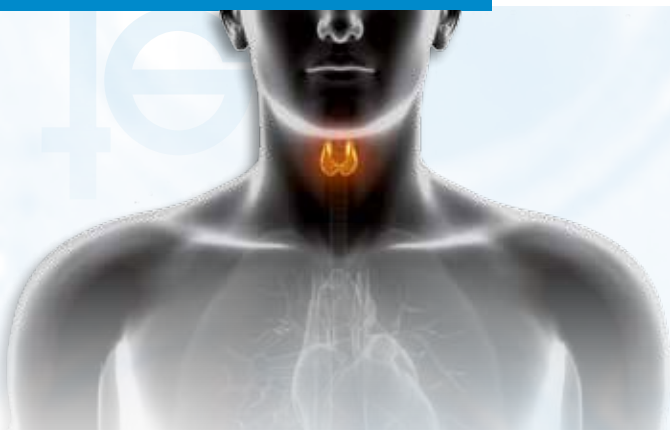
## Bone Metabolism

Bone has well recognized mechanical functions: it provides rigidity and shape, protection and support for body structures, and aids locomotion. Contrary to popular belief, bone is in fact a highly dynamic structure undergoing constant remodelling. It is continuously characterized by resorption and adsorption

as a part of bone metabolism. Bone metabolism includes the activity of several hormones, e.g. Osteocalcin, Parathyroid hormone (PTH) and Vitamin D. Therefore determination of these analytes is valuable for monitoring bone metabolism in a professional way.

Method	Cat.-No.	Tests	Incubation time	Standard range	Sensitivity	Internal controls	Final sample volume	Sample type	Isotope / Substrate
<b>25-OH Vitamin D total</b>									
ELISA	DE1971	96	2 h 45 min	6.4 - 128 ng/ml	2.81 ng/ml	2	50 µl	serum	TMB 450 nm
RIA	DER1971	96	3 h	6.3 - 138 ng/ml	1.63 ng/ml	2	25 µl	serum	I-125
<b>25-OH Vitamin D3</b>									
RIA	DEKIP1961	96	2 h	3.5 - 145.2 ng/ml	1.2 ng/ml	2	100 µl	serum, plasma	I-125
<b>Active PTHrP</b>									
IRMA	DE8100	100	16 - 22 h	20 - 2,100 pg/ml	8.5 pg/ml	2	200 µl	plasma	I-125
<b>Calcitonin</b>									
ELISA	DEKAP0421	96	18 h 30 min	7.5 - 573 pg/ml	1.3 pg/ml	2	100 µl	serum, plasma	TMB 450 nm
IRMA	DE16100	100	18 - 24 h	10 - 2,000 pg/ml	1.5 pg/ml	2	100 µl	serum	I-125
<b>Osteocalcin human</b>									
ELISA	DEKAP1381	96	2 h 30 min	1.9 - 90 ng/ml	0.08 ng/ml	2	25 µl	serum	TMB 450 nm
<b>PTH intact</b>									
ELISA	DE3645	96	3 h 30 min	11.2 - 1,018 pg/ml	1.57 pg/ml	2	25 µl	serum	TMB 450 nm

## Thyroid



This chapter contains various products for the laboratory investigation of thyroid diseases. These products are available in ELISA and RIA technology and include products for the quantitative measurement of free and total thyroid hormones and high sensitive TSH assays. Also we are offering test kits for the measurement of antibodies directed against TSH receptors of the thyroid gland.

Method	Cat.-No.	Tests	Incubation time	Standard range	Sensitivity	Internal controls	Final sample volume	Sample type	Isotope / Substrate
<b>Anti-R-TSH Ab</b>									
ELISA	DE3369	96	3 h	1 - 40 U/l	0.55 U/l	2	75 µl	serum	TMB 450 nm
RIA	DETECT100	100	3 h	1 - 40 U/l	0.3 U/l	2	100 µl	serum, plasma	I-125
<b>T3, free</b>									
ELISA	DE2385	96	1 h 20 min	1.5 - 18 pg/ml	0.05 pg/ml	-	50 µl	serum	TMB 450 nm
RIA	DE06100	100	2 h	2 - 40 pmol/l	0.5 pmol/l	2	100 µl	serum, plasma	I-125
RIA	DE06300	300	2 h	2 - 40 pmol/l	0.5 pmol/l	2	100 µl	serum, plasma	I-125
<b>T3, total</b>									
ELISA	DE4569	96	1 h 10 min	0.5 - 10 ng/ml	< 0.1 ng/ml	2	50 µl	serum, plasma	TMB 450 nm
RIA	DE4534	96	1 h	0.35 - 10.8 nmol/l	0.1 nmol/l	2	50 µl	serum	I-125
<b>T4, free</b>									
ELISA	DE2386	96	1 h 15 min	0.35 - 7.5 ng/dl	0.05 ng/dl	-	50 µl	serum	TMB 450 nm
RIA	DE07100	100	1 h	2.8 - 75 pmol/l	0.4 pmol/l	2	25 µl	serum, plasma	I-125
RIA	DE07300	300	1 h	2.8 - 75 pmol/l	0.4 pmol/l	2	25 µl	serum, plasma	I-125
<b>T4, total</b>									
ELISA	DE4568	96	1 h 35 min	25 - 250 nmol/l	8 nmol/l	2	10 µl	serum	TMB 450 nm
RIA	DE4533	96	1 h	12 - 311 nmol/l	< 5 nmol/l	2	20 µl	serum, plasma	I-125
<b>Thyroidal Peroxidase-Ab (TPO-Ab)</b>									
RIA	DE03100	100	1 h 30 min	20 - 3,000 IU/ml	1.3 IU/ml	2	20 µl	serum, plasma	I-125
ELISA	DE7580	96	1 h 5 min	33 - 3,000 IU/ml	5 IU/ml	2	100 µl	serum, plasma	TMB 450 nm
<b>Thyroglobulin (hTg)</b>									
ELISA	DE7680	96	2 h 20 min	3 - 300 ng/ml	1 ng/ml	2	50 µl	serum, plasma	TMB 450 nm
IRMA	DE20100	100	16-24 h	0.3 - 250 ng/ml	0.022 ng/ml	2	100 µl	serum	I-125
<b>Thyroglobulin-Ab (Tg-Ab)</b>									
ELISA	DE7590	96	1 h 5 min	100 - 9,000 IU/ml	10 IU/ml	2	100 µl	serum, plasma	TMB 450 nm
RIA	DE02100	100	1 h 30 min	20 - 2,000 IU/ml	6 IU/ml	2	20 µl	serum, plasma	I-125
<b>TSH</b>									
ELISA	DE4171	96	2 h	0.25 - 15 mIU/l	0.06 mIU/l	2	25 µl	serum, plasma	TMB 450 nm
IRMA	DE15100	100	1 h	0.15 - 50 mIU/l	0.04 mIU/l	2	100 µl	serum, plasma	I-125
IRMA	DE15300	300	1 h	0.15 - 50 mIU/l	0.04 mIU/l	2	100 µl	serum, plasma	I-125

## Nephrology

Nephrology concerns the diagnosis and treatment of kidney diseases, including electrolyte disturbances and hypertension, and the care of those requiring renal replacement therapy, including dialysis and renal transplant patients. Many diseases affecting the

kidney are systemic disorders not limited to the organ itself, and may require special treatment.

**New**

**Cortisol ELISA (DEH3388)**

Method	Cat.-No.	Tests	Incubation time	Standard range	Sensitivity	Internal controls	Final sample volume	Sample type	Isotope / Substrate
<b>ACTH</b>									
ELISA	DE3647	96	4 h 30 min	7.5 - 541 pg/ml	0.22 pg/ml	2	200 µl	plasma	TMB 450 nm
<b>Aldosterone</b>									
ELISA	DE5298	96	1 h 30 min	20 - 1,000 pg/ml	< 5.7 pg/ml	2	s, p: 50 µl u: 25 µl	serum, plasma, urine	TMB 450 nm
RIA	IT1664	100	3 h	10 - 2,098 pg/ml	1.44 pg/ml	1	50 µl	serum, plasma, urine	I-125
<b>Cortisol</b>									
ELISA	DEH3388	96	1 h 30 min	10 - 800 ng/ml	3.79 ng/ml	2	10 µl	serum, plasma	TMB 450 nm
ELISA	DE2989	96	1 h 15 min	10 - 500 ng/ml	2.95 ng/ml	2	10 µl	urine	TMB 450 nm
RIA	DE28100	100	2 h	40 - 1,600 nmol/l	2.9 nmol/l	1	10 µl	serum	I-125



A tumor marker is a substance found in the blood, urine, or body tissues that can be elevated in cancer, among other tissue types. There are many different tumor markers, each indicative of a particular disease process, and they are used in oncology to help detect the presence of cancer. An elevated level of a tumor marker can indicate cancer; however, there can also be other causes of the elevati-

on. Tumor markers can be produced directly by the tumor or by non-tumor cells as a response to the presence of a tumor. Determination of tumor marker levels by serum testing are useful for: diagnosis of cancer, prognosis cancerous tumors progression, indicating of metastases, detection of residual disease (after surgery), assessment of cancers treatment.

Method	Cat.-No.	Tests	Incubation time	Standard range	Sensitivity	Internal controls	Final sample volume	Sample type	Isotope / Substrate
<b>AFP</b>									
ELISA	DE1468	96	40 min	10 - 160 IU/ml	1.78 IU/ml	-	25 µl	serum	TMB 450 nm
<b>Beta-2-Microglobulin</b>									
ELISA	DE7610	96	1 h 5 min	0.75 - 12 µg/ml	0.1 µg/ml	2	100 µl	serum, plasma, urine	TMB 450 nm
RIA	IT1113	100	1 h 30 min	0.35 - 29 mg/l	0.1 mg/l	1	50 µl	serum, plasma, urine	I-125
<b>CA125</b>									
ELISA	DE5072	96	1 h 15 min	25 - 600 U/ml	0.25 U/ml	2	50 µl	serum, plasma	TMB 450 nm
IRMA	DE49100	100	2 h	15 - 500 U/ml	1.08 U/ml	2	100 µl	serum	I-125
<b>CA15-3</b>									
ELISA	DE5068	96	2 h 15 min	25 - 200 U/ml	0.5 U/ml	2	10 µl	serum, plasma	TMB 450 nm
IRMA	DE53100	100	2 h	15 - 300 U/ml	1.35 U/ml	2	10 µl	serum	I-125
<b>CA19-9</b>									
ELISA	DE5069	96	2 h 30 min	15 - 240 U/ml	0.2 U/ml	2	50 µl	serum, plasma	TMB 450 nm
IRMA	DE50100	100	2 h	15 - 240 U/ml	0.1 U/ml	2	100 µl	serum	I-125
<b>CA72-4</b>									
ELISA	DE5071	96	2 h 30 min	3 - 100 U/ml	0.79 U/ml	2	20 µl	serum, plasma	TMB 450 nm
IRMA	DE51100	100	2 h overnight	2.2 - 102 U/ml	1.94 U/ml	2	100 µl	serum	I-125
<b>CEA</b>									
ELISA	DE1868	96	1 h 30 min	5 - 100 ng/ml	< 0.596 ng/ml	2	50 µl	serum	TMB 450 nm
IRMA	DE38100	100	1 h	1.3 - 180 ng/ml	0.05 ng/ml	2	50 µl	serum	I-125
<b>Chromogranin-A</b>									
ELISA	DEE9000	96	2 h 25 min	30 - 700 µg/l	5 µg/l	2	50 µl	serum, plasma	TMB 450 nm
<b>CYFRA 21-1</b>									
ELISA	DE5070	96	1 h 15 min	3 - 50 ng/ml	0.15 ng/ml	2	50 µl	serum, plasma	TMB 450 nm
IRMA	DE52100	100	overnight	2.1 - 73 ng/ml	0.24 ng/ml	2	100 µl	serum	I-125
<b>NSE</b>									
ELISA	DE2353	96	1 h 15 min	8 - 145 ng/ml	0.19 ng/ml	2	25 µl	serum	TMB 450 nm
<b>PSA free</b>									
ELISA	DE4189	96	2 h 15 min	0.75 - 12 ng/ml	0.1 ng/ml	2	25 µl	serum, plasma	TMB 450 nm
IRMA	IT2520	50	2 h	0.3 - 30 ng/ml	0.02 ng/ml	2	200 µl	serum, plasma	I-125
<b>PSA total</b>									
ELISA	DE3719	96	1 h 25 min	1.56 - 25 ng/ml	0.2 ng/ml	2	25 µl	serum, plasma	TMB 450 nm
IRMA	IT1950	100	2 h	1 - 100 ng/ml	0.1 ng/ml	2	100 µl	serum	I-125
<b>Thymidine Kinase</b>									
REA	IT1948	50	4 h	2.5 - 80 U/l	2.5 U/l	1	25 µl	serum, plasma	I-125

## Diabetes

Method	Cat.-No.	Tests	Incubation time	Standard range	Sensitivity	Internal controls	Final sample volume	Sample type	Isotope / Substrate
<b>Anti-GAD</b>									
ELISA	DEGDE96	96	2 h 40 min	5 - 2,000 U/ml	0.57 U/ml	2	25 µl	serum	TMB 450 nm
RIA	DEGAD100	100	2 h	1 - 300 U/ml	0.11 U/ml	2	20 µl	serum	I-125
<b>Anti-IA2</b>									
ELISA	DEIAE962	96	17 h 40 min	7.5 - 4,000 U/ml	1.25 U/ml	2	50 µl	serum	TMB 450 nm
RIA	DEIA2100	100	overnight + 1 h	0.75 - 50 U/ml	0.16 U/ml	2	20 µl	serum	I-125
<b>Anti-Insulin</b>									
RIA	DEIAA100	100	overnight + 1 h	0.4 - 50 U/ml	0.3 U/ml	3	20 µl	serum	I-125
<b>C-Peptide</b>									
ELISA	DE1293	96	4 h 35 min	0.2 - 16 ng/ml	0.064 ng/ml	2	100 µl	serum, plasma, urine	TMB 450 nm
IRMA	DE35100	100	3 h	0.25 - 30 ng/ml	5.6 pg/ml	1	50 µl	serum, urine	I-125
<b>Insulin</b>									
ELISA	DE2935	96	1 h 15 min	6.25 - 100 µU/ml	1.76 µU/ml	-	25 µl	serum, plasma	TMB 450 nm
IRMA	IT3210	100	2 h	3 - 300 µU/ml	0.5 µU/ml	2	50 µl	serum, plasma	I-125
<b>Leptin</b>									
ELISA	DEE007	96	1 h 45 min	1 - 100 ng/ml	<0.25 ng/ml	2	20 µl	serum, plasma	TMB 450 nm
<b>Proinsulin</b>									
ELISA	DE1560	96	17 h 30 min	2.6 - 66 pmol/l	0.5 pmol/l	2	100 µl	serum, plasma	TMB 450 nm
<b>ZnT8 Ab</b>									
ELISA	DEZNT896	96	17 h 40 min	10 - 2,000 U/ml	1.2 U/ml	3	25 µl	serum	TMB 450 nm

## Growth Factor

Growth factors are soluble-secreted signaling polypeptides capable of instructing specific cellular responses in a biological environment. The specific cellular response triggered by growth factor signaling can result in a very wide range of cell actions, including cell survival, and control over migration, differentiation or proliferation of a specific subset of cells. They also play important roles in the maintenance of tissue homeostasis and

wound healing in the adult. Their activities are mediated via binding to transmembrane receptors that often contain cytoplasmic tyrosine kinase domains. When unregulated, many growth factors and their receptors have been implicated in tumor formation. In summary the system of Growth Hormone and the Insulin-like Growth Factors with their Binding Proteins is an important control cycle.

Method	Cat.-No.	Tests	Incubation time	Standard range	Sensitivity	Internal controls	Final sample volume	Sample type	Isotope / Substrate
<b>Adiponectin human</b>									
ELISA	DEE009	96	1 h 45 min	2 - 100 ng/ml	< 0.6 ng/ml	2	100 µl	serum, plasma, urine, other body fluids	TMB 450 nm
<b>hGH</b>									
ELISA	DE3552	96	1 h 15 min	0.64 - 74 µIU/ml	0.2 µIU/ml	2	50 µl	serum, plasma	TMB 450 nm
IRMA	DE43100	100	2 h	0.3 - 100 µIU/ml	0.02 µIU/ml	1	50 µl	serum	I-125
<b>IGF-I</b>									
ELISA	DEE020	96	1 h 45 min	2 - 50 ng/ml	0.09 ng/ml	2	20 µl	serum, plasma	TMB 450 nm
ELISA	DE4140	96	2 h 45 min	10 - 600 ng/ml	9.75 ng/ml	2	20 µl	serum	TMB 450 nm
IRMA	A15729	100	1 h	30 - 1,200 ng/ml	2 ng/ml	1	50 µl	serum, plasma	I-125
<b>IGF-II</b>									
ELISA	DEE030	96	3 h	0.45 - 9 ng/ml	0.02 ng/ml	2	50 µl	serum, plasma, urine, saliva, CSF, ccm	TMB 450 nm
<b>IGFBP-1</b>									
ELISA	DEE001	96	1 h 45 min	0.1 - 8 ng/ml	0.02 ng/ml	2	50 µl	serum, plasma	TMB 450 nm
<b>IGFBP-2</b>									
ELISA	DEE005	96	1 h 45 min	2 - 80 ng/ml	0.2 ng/ml	2	100 µl	serum, plasma, saliva, ccm, other body fluids	TMB 450 nm
<b>IGFBP-3</b>									
ELISA	DEE003A	96	2 h 30 min	0.4 - 30 ng/ml	0.1 ng/ml	2	50 µl	serum, plasma	TMB 450 nm
IRMA	DE6600	100	18-24 h	2.1 - 110 ng/ml	0.5 ng/ml	2	50 µl	serum	I-125
<b>PLGF (Placenta growth factor)</b>									
ELISA	DE4529	96	2 h 30 min	25 - 1,000 pg/ml	< 1.062 pg/ml	2	25 µl	serum	TMB 450 nm

**New**

**Active-B12 (Holotranscobalamin) ELISA (DEFMABT100)**

Method	Cat.-No.	Tests	Incubation time	Standard range	Sensitivity	Internal controls	Final sample volume	Sample type	Isotope / Substrate
<b>Active-B12 (Holotranscobalamin)</b>									
ELISA	DEFMABT100	96	2 h 5 min	10.2 - 140.9 pmol/l	8.1 pmol/l	2	100 µl	serum	pNpp 405 nm
<b>Angiotensin I</b>									
RIA	IT3518	100	3 h	0.32 - 31.5 ng/ml	0.07 ng/ml	1	75 µl	plasma	I-125
<b>Calprotectin</b>									
ELISA	DE849	96	2 h	24 - 2,000 µg/ml	5 ng/ml	3	50 µl	stool	TMB 450 nm
<b>Corticosterone</b>									
ELISA	DE4164	96	1 h 15 min	5 - 240 nmol/l	< 1.63 nmol/l	2	20 µl	serum, plasma	TMB 450 nm
<b>CRP</b>									
ELISA	DE740001	96	1 h 10 min	5 - 100 µg/ml	< 1 µg/ml	-	100 µl	serum, plasma	TMB 450 nm
<b>Cyclosporine direct</b>									
RIA	IT3679	100	1 h	35 - 2,000 ng/ml	5 ng/ml	2	20 µl	whole blood	I-125
<b>EPO (Erythropoietin)</b>									
ELISA	DE3646	96	2 h 30 min	10.1 - 158 mIU/ml; 51 - 456 mIU/ml	1.1 mIU/ml	2	200 µl	serum	TMB 450 nm
<b>Ferritin</b>									
ELISA	DE4408	96	1 h 10 min	5 - 1,000 ng/ml	0.04 ng/ml	1	20 µl	serum, plasma	TMB 450 nm
IRMA	DE34100	100	1 h	5 - 1,000 ng/ml	0.06 ng/ml	1	40 µl	serum	I-125
<b>Homocysteine</b>									
ELISA	DE2925	96	1 h	2 - 50 µmol/l	1 µmol/l	-	25 µl	serum, plasma	NMP 450 nm
<b>hsCRP</b>									
ELISA	DE740011	96	1 h 10 min	0.4 - 10 µg/ml	0.02 µg/ml	-	100 µl	serum, plasma	TMB 450 nm
<b>Neopterin</b>									
ELISA	DE59321	96	1 h 40 min	1.35 - 111 nmol/l	0.7 nmol/l	2	20 µl	serum, plasma, urine	TMB 450 nm
<b>Plasma Renin Activity (PRA)</b>									
ELISA	DEMSE5600	96	1 h 40 min	0.2 - 60 ng/ml	0.14 ng/ml	2	50 µl	plasma	TMB 450 nm
<b>Protein C</b>									
ELISA	DE10901	96	1 h 30 min	12.5 - 150 %	6 %	2	100 µl	plasma	TMB 450 nm
<b>Protein S</b>									
ELISA	DE10902	96	1 h 30 min	12.5 - 150 %	1.0 %	2	100 µl	plasma	TMB 450 nm
<b>Renin</b>									
ELISA	DE5125	96	3 h 15 min	4 - 128 pg/ml	0.81 pg/ml	2	50 µl	serum, plasma	TMB 450 nm
IRMA	DE5201	96	3 h	4 - 476 pg/ml	0.78 pg/ml	2	300 µl	plasma	I-125
<b>Resistin</b>									
ELISA	DEE050	96	4 h	0.02 - 1 ng/ml	0.006 ng/ml	2	100 µl	serum, plasma, saliva, ccm, breast milk, urine	TMB 450 nm



# Index

Order	Page
17-OH-Progesterone	14
17-OH-Progesterone free in saliva	5
2 CAT	9
25-OH Vitamin D3	15
25-OH Vitamin D total	15
3 CAT	9
5-HIAA	9
<b>A</b>	
ACPA	6
ACTH	16
Active-B12 (Holo-transcobalamin)	19
Active PTHrP	15
Adenovirus	10
Adiponectin human	18
Adrenaline	9
Aflatoxin B1	12
Aflatoxin M1	12
Aflatoxin total	12
AFP	14, 17
Aldosterone	16
Almond	12
Alpha-Amylase saliva	5
Alpha-Fodrin Ab	6
AMA-M2	6
AMH Gen II	14
ANA Hep Screen	6
ANA Profile	6
ANA Screen	6
ANCA-C (PR3)	6
ANCA-C (PR3) hs	6
ANCA Profile	6
ANCA-P (MPO)	6
ANCA Screen	6
Androstenedione	14
Androstenedione free in saliva	5
Angiotensin I	19
Annexin V Ab	6
Anti-GAD	18
Anti-IA2	18
Anti-Insulin	18
Anti-LKM-1	6
Anti-Ovarian Ab	6
Anti-R-TSH Ab	16
Anti-Spermatozoa Antibody (ASA) seminal	6
Anti-Spermatozoa Antibody (ASA) serum	6
ASCA	6
Ascaris lumbricoides	10
Aspergillus fumigatus	10
<b>B</b>	
β2-Glycoprotein I Ab	7
β-hCG	14
β-hCG free	14
Beta-2-Microglobulin	17
Beta-Lactoglobulin	12
Bordetella pertussis	10
Bordetella pertussis FHA	10
Bordetella pertussis toxin	10
Borrelia burgdorferi	10
BPI Ab	6
Brazil Nut	12
Brucella abortus	10
<b>C</b>	
C1q Ab	6
C5a	8
CA125	17
CA15-3	17
CA19-9	17
CA72-4	17
Calcitonin	15
Calprotectin	19
Candida albicans	10
Cardiolipin Ab	6
Casein	12
Cashew	12
Cathepsin G Ab	6
CCP Ab	6
CEA	17
Chagas (Trypanosoma cruzi)	10
Chikungunya Virus	10
Chlamydia pneumoniae	10
Chlamydia trachomatis	10
Chloramphenicol	12
Chromogranin-A	17
Coconut	12
Corticosterone	19
Corticosterone rat/mouse	4
Cortisol	16

Order	Page
Cortisol free in saliva	5
C-Peptide	18
CRP	19
Crustaceans (Tropomyosin)	12
Cyclosporine direct	19
CYFRA 21-1	17
Cytomegalo Virus (CMV)	10
<b>D</b>	
Dengue Virus	10
Deoxynivalenol	12
DGP Ab	6
DHEA	14
DHEA free in saliva	5
DHEA-S	14
Dihydrotestosterone (DHT)	14
Diphtheria	10
Dopamine	9
ds-DNA Ab	6
<b>E</b>	
EBV EA (Early Antigen)	10
EBV EBNA-1	10
EBV VCA	10
Echinococcus granulosus	10
Egg White	12
Elastase Ab	6
ENA-4 Profile	7
ENA-6 Profile	7
ENA Combi	6
ENA Screen	7
Entamoeba histolytica	10
Entamoeba histolytica Ag	10
EPO (Erythropoietin)	19
Estradiol	14
Estradiol free in saliva	5
Estradiol rat	4
Estradiol, sensitive	14
Estradiol free in saliva	5
Estradiol total	14
Estradiol, unconjugated	14
Estrone	14
Estrone-3-Sulfate equine	4
Estrone free in saliva	5
<b>F</b>	
Ferritin	19
Fish (Parvalbumin)	12
Folic Acid	12
FSH	14
Fumonisin	12
<b>G</b>	
GABA	9
GBM Ab	7
Glutamate	9
Giardia lamblia	10
Gladin	7
Gladin/Gluten	12
<b>H</b>	
Hazelnut	12
hCG	14
Helicobacter pylori	11
Herpes simplex 1	11
Herpes simplex 1/2	11
Herpes simplex 2	11
hGH	18
Histamine	9
Histamine Food	12
Histone Ab	7
Homocysteine	19
hPL	15
hsCRP	19
<b>I</b>	
IFN-γ human	8
IGF-I	18
IGF-II	18
IGFBP-1	18
IGFBP-2	18
IGFBP-3	18
IgG4 Screen Nutritional 20	13
IgG4 Screen Nutritional 88	13
Influenza A	11
Influenza B	11
Inhibin A	15
Inhibin B Gen II	15
Insulin	18
Insulin Ab	7
Insulin rat	4
Interleukin-1α human	8

# Index

Order	Page
Interleukin-1β human	8
Interleukin-2 human	8
Interleukin-6 human	8
Interleukin-8 human	8
Interleukin-10 human	8
Interleukin-12 p70 human	8
Intrinsic Factor Ab	7
<b>J</b>	
Jo-1 Ab	7
<b>L</b>	
Lactoferrin Ab	7
Leishmania infantum	11
Leptin	18
LH	15
Lupine	12
Lysozyme	12
Lysozyme Ab	7
<b>M</b>	
Macadamia nut	12
Measles	11
Melatonin	9
Metanephrine	9
Milk	12
Molluscs (Tropomyosin)	12
Mumps	11
Mustard	12
Mycobacterium tuberculosis	11
Mycoplasma pneumoniae	11
<b>N</b>	
Neopterin	19
Nephrines	9
Noradrenaline	9
Normetanephrine	9
NSE	17
Nucleosome Ab	7
<b>O</b>	
Osteocalcin human	15
Ovalbumin	12
<b>P</b>	
PAPP-A	15
Parainfluenza 1,2 & 3	11
Parietal Cell Ab	7
Parvovirus B19	11
Peanut	12
Pecan Nut	13
Penicillin	13
Phosphatidic Acid Ab	7
Phosphatidyl Inositol Ab	7
Phosphatidyl Serine Ab	7
Phospholipid Screen	7
Pistachio	13
Plasma Renin Activity (PRA)	19
PLGF (Placenta growth factor)	18
PMN Elastase	8
Poliomyelitis Virus	11
Progesterone	15
Progesterone free in saliva	5
Progesterone rat/mouse	4
Proinsulin	18
Prolactin	15
Prolactin canine	4
Prolactin rat	4
Protein C	19
Protein S	19
Prothrombin Ab	7
PSA free	17
PSA total	17
PTH intact	15
<b>R</b>	
Renin	19
Resistin	19
Respiratory syncytial virus (RSV)	11
Rheumatoid Factor	7
Rib-P Ab	7
RNP 70 Ab	7
RNP/Sm Ab	7
Rubella	11
<b>S</b>	
Schistosoma mansoni	11
Sci-70 Ab	7
Secretory IgA	5
Serotonin	9
Sesame	13
Sm Ab	7
Soy	13

Order	Page
SS-A 52 Ab	7
SS-A 60 Ab	7
SS-A Ab	7
SS-B Ab	7
ss-DNA Ab	7
Streptomycin	13
<b>T</b>	
T2 Toxin	13
T3, free	16
T3, total	16
T4, free	16
T4, total	16
Taenia solium	11
TBEV	11
Testosterone	15
Testosterone direct	15
Testosterone free	15
Testosterone free in saliva	5
Testosterone rat/mouse	4
Tetanus Toxoid	11
Tetracycline	13
Thrombosis Profile	7
Thymidine Kinase	17
Thyroidal Peroxidase-Ab (TPO-Ab)	16
Thyroglobulin-Ab (Tg-Ab)	16
Thyroglobulin (hTg)	16
Tissue Transglutaminase Ab	7
TNF-alpha total human	8
Total IgE	13
Toxocara canis	11
Toxoplasma	11
Treponema pallidum (Syphilis)	11
Trichinella spiralis	11
Tryptophan	9
TSH	16
TSH canine	4
TSH rat	4
<b>V</b>	
Varicella zoster	11
Vitamin B12	13
Vitamin H (Biotin)	13
<b>W</b>	
Walnut	13
<b>Y</b>	
Yersinia enterocolitica	11
<b>Z</b>	
Zearalenone	13
Zika Virus	11
ZnT8 Ab	18

## List of abbreviations

Abbreviation	Explanation
Ab	antibody
AD	Adrenaline
Ag	antigen
BALF	bronchoalveolar lavage fluid
ccm	cell culture medium
CSF	cerebrospinal fluid
diagn.	diagnostic
DOP	Dopamine
I-125	Iodine-125
MT	Metanephrine
NAD	Noradrenaline
NMP	n-methyl-2-pyrrolidone
NMT	Normetanephrine
p	plasma
PFP	platelet free plasma
plat.	platelets
pNpp	para-Nitrophenylphosphate
s	serum
TMB	3,3', 5,5'-Tetramethylbenzidine
u	urine
wb	whole blood



## Who we are!



### President

**Gustav Detlev Horn**  
Phone: +49(0)431/71922-0  
horn@demeditec.de



### General Manager

**Dr. rer. nat. Arndt Stüber**  
Phone: +49(0)431/71922-60  
Skype: demeditecdas  
stueber@demeditec.de



### Product Manager

**Claudia Banasch**  
Phone: +49(0)431/71922-31  
Skype: demediteccb  
banasch@demeditec.de



### Product Manager

**Dr. rer. nat. Manfred Czapp, ppa.**  
Phone: +49(0)431/71922-32  
Skype: demeditecdmc  
czapp@demeditec.de



### Marketing & Sales

**Jytte Stelck**  
Phone: +49(0)431/71922-50  
Skype: jsdemeditec  
stelck@demeditec.de



### Marketing & Sales

**Dr. rer. nat. Andrea Renzing**  
Phone: +49(0)431/71922-33  
Skype: demeditecar  
renzing@demeditec.de



### Purchasing Department

**Katja Berg**  
Phone: +49(0)431/71922-21  
Skype: demediteckb  
berg@demeditec.de



### Accounting

**Dennis Lubber**  
Phone: +49(0)431/71922-24  
Skype: demeditecdl  
lubber@demeditec.de



### Order Processing

**Kerstin Sommer**  
Phone: +49(0)431/71922-23  
Skype: demeditecks  
sommer@demeditec.de



### Order Processing

**Ann-Cathrin Kostroun**  
Phone: +49(0)431/71922-22  
Skype: demeditecck  
kostroun@demeditec.de



### Administration

**Nina Bunzel**  
Phone: +49(0)431/71922-20  
bunzel@demeditec.de

## Who we are!



This edition succeeds all former product lists, which are no longer valid.  
Our General Terms and Conditions, which can be viewed on our homepage, apply. Version 05/16



EN ISO 9001  
certified company

■ demeditec  
diagnostics gmbh

lise-meitner-strasse 2  
24145 kiel  
germany

[www.demeditec.com](http://www.demeditec.com)